


BUTTERFLY

activities

all about BUTTERFLIES
CLICK ON THE PICTURES BELOW TO RESEARCH BUTTERFLIES



FACT Live on all continents except Antarctica.

FACT They change from a caterpillar to a butterfly.


FACT Butterflies taste with their feet.

FACT Butterflies can see red, green, and yellow.

I CAN FIND FACTS ABOUT BUTTERFLIES

Name _____


BEAUTIFUL BUTTERFLIES
Butterflies can be anywhere from 1 to 11 inches long with their wingspan. They eat leaves and nectar.



Name _____


FARFALLINA & MARCEL

FARFALLINA
playful
confused



disappointed
persistent

MARCEL
helpful
worried



patient
determined

BEAUTIFUL BUTTERFLIES



Butterflies can be anywhere from 1 to 11 inches long with their wingspan. They eat leaves and nectar.

by: Amy Lemons

FOR MORE

activities

1st GRADE

Rooted in READING

APRIL



- Farfallina and Marcel
by Holly Keller
- Wangari's Trees of
Peace
by Jeanette Winter
- Thunder Underground
by Jane Yolen
- I Don't Want to Be a Frog
by Dev Petty

by Amy Lemons and Katie King

FOR MORE

directed drawings

LET'S DRAW
KID-REQUESTED
VERSION



BY: AMY LEMONS


DRAW A **BUTTERFLY**



all about

BUTTERFLIES


CLICK ON THE PICTURES BELOW TO
RESEARCH BUTTERFLIES



bit.ly/butterflyresearch1



bit.ly/butterflyresearch2



bit.ly/butterflyresearch3

EGG

LARVA

**The
LIFE
CYCLE
of a
BUTTERFLY**

PUPA

ADULT

Name: _____

FACT

FACT


I CAN
FIND
FACTS
ABOUT
BUTTERFLIES

FACT

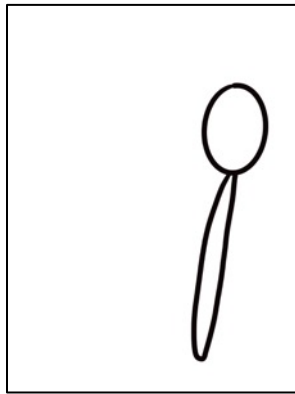
FACT

Name: _____


BUTTERFLY




Draw a small oval on the right side of the paper.




Draw the body going down from the head.




Draw a wing going out from the body.




Draw a wing underneath the top wing.




To show the butterfly flying, draw another wing at the top.




Draw the antennae.



Draw the eyes, mouth, and cheek.



Draw the stripes on the body.



Draw polka dots on the wings.



BEAUTIFUL BUTTERFLIES



BEAUTIFUL BUTTERFLIES



BEAUTIFUL BUTTERFLIES

Handwriting practice area consisting of ten sets of horizontal lines. Each set includes a solid top line, a dashed middle line, and a solid bottom line, providing a guide for letter height and placement.



BEAUTIFUL BUTTERFLIES

ROOTED IN READING




BEAUTIFUL BUTTERFLIES

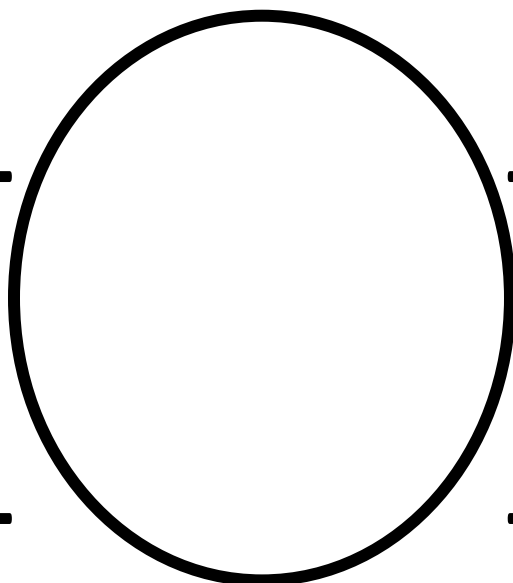
Name: _____

FARFALLINA & MARCEL

FARFALLINA



MARCEL



the CLIPART &

Paula
♥ Kim
Studio

f o n t s

